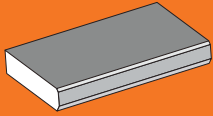


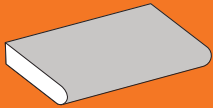
CURVED POOL

ANY SIZE | ANY SHAPE | ANY STONE | ANY POOL

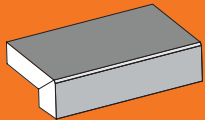
EDGE PROFILE



Bevelled



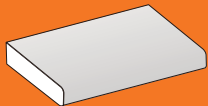
Bullnose



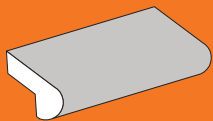
Mitre Cut and Glue,
Dropface



Half Bullnose



Top and Bottom,
Pencil Edge



Bullnose Dropface



Creamy White Porcelain



Classic Tumbled and Unfilled Travertine




Silver Ash Marble




Silver Ash Marble



Antline Bluestone



Blueocean Bluestone



Grey Apricot Marble

CURVED POOL TEMPLATING



STEP 1: Send Pool Photo



STEP 2: Choose Stone & Edge



STEP 3: Get a Quote



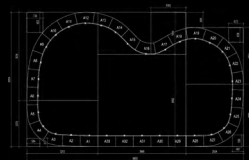
STEP 4: Arrange Template Date




Project Completion



STEP 7: Processing Begins



STEP 6: Create CAD Shop Drawings




STEP 5: Receive Final Quote

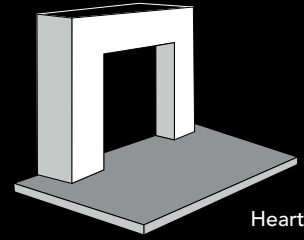
LOCAL PROCESSING



EDGE PROFILE



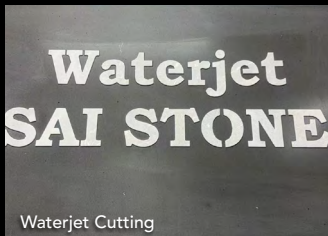
Benchtop



Hearth



SELECT FROM OUR NATURAL STONE SLAB RANGE



Waterjet Cutting



Waterjet Cutting



Waterjet Cutting



Waterjet Cutting



Curve Dropface | Mitre Cut and Glue



Mitre Cut



Benchtop



Hearth



Stone Insert



Digital Scan Cutting



Benchtop



Hearth

Abalone Slab




Angola Black Slab




CUSTOM CUTTING AND RESIZING

🕒 Lead Time:

Local Processing: 1-2 weeks
Overseas Orders: 8-10 weeks



Resize to Your Size



Thickness Adjustment (Resize Up to 60mm Thickness)